

# Make Money Online with PTC Sites

 **PTC**lixs.info  
**Make Money with  
PTC Sites**



## **Copyright Information**

*Information in this document is the property of  
[www.PTClixs.info](http://www.PTClixs.info)*

*No part of this document may be duplicated, resold or reproduced in any form or by any means without prior written permission from us.*

*You may only give it away for free as it is or as a bonus in a package.*

*Unauthorized duplication of this material in any form is strictly prohibited. Violators will be prosecuted to the fullest extent of the law.*

*If you have any information regarding the illegal re-selling or duplication of this document please report it to [ptclixs@gmail.com](mailto:ptclixs@gmail.com) for your reward...*



This PDF Guide was created on 10.09.2013. Click on the following link to check for an updated version of this guide.

<http://www.ptclixs.info/best-ptc-sites>

## Table of Content:

- 1) Introduction
- 2) Why you should read this book
- 3) What do you have to do before joining ptc sites
  - Firefox
  - Payza
  - Paypal
  - Roboform
  - **Read the terms of service at each ptc site**
- 4) How to choose trusted ptc sites that will make you great profits?
- 5) A list with my best ptc sites
- 6) How to open ptc accounts
- 7) Earning money with ptc sites
  - Start clicking
  - Find referrals
  - Cash out
- 8) A few tips to avoid problems
- 9) Final words

## 1) Introduction

Hi,

My name is Darko Novak and I want to congratulate you for getting this free guide.

This guide will show you step by step how to make money with ptc sites.

I have to make one statement before everything else and that is – you will not get rich from ptc sites and you will not make a lot of money overnight. These websites can bring you some nice real money (even a couple of thousands of dollars per month) but that only if you are willing to invest your time, effort and some money (the last one is optional).

Ok, that being said, let's roll!

## What are ptc sites?

These are websites that pay you to click on ads and also pay you every time a referral of yours clicks on an ad (I'm going to explain to you how to get referrals in the next chapters).

## Where do these websites get the money to pay you?

Practically the ptc sites share their earnings with you. The ads you and your referrals are clicking on are paid by advertisers. For every ad that shown up the ptc gets a certain amount of money (usually a 2-3 cents on ad), amount that it is sharing with you.

## Do you pay something to join a ptc?

No, joining a ptc site is free.

## How much does a ptc site pay me for clicking?

Well, as I mentioned above a ptc site gets at least 2 cents/click to show up an ad to its members and shares then the revenue with the members that clicked on that ad.

The best paying ptc sites give \$0.01 for a click and \$0.005 for every referral click, as a standard member. I know this looks like a small income but you have to realize that **most of the ptc** website allow you to bring as many referrals as you can and you can even rent them from the ptc or buy them from the ptc – and when the number of your referrals is increasing your income is becoming much more attractive.

As a general advice don't join ptc website that pay you more than \$0.01/ click when you're a standard member (free membership) because click rates that are above 1 cent are not sustainable most of the time and the websites will turn to scams before you ever get to profit from them.

### **How much can you earn with a ptc site?**

The amount of money you will generate with a ptc site is in close connection with the number of referrals and the type of membership you will have.

Now, let me give you an example:

Let's say you joined Neobux and you're a standard member:

-clicking on 4 ads a day will bring you 4 cents a day;

-if you have 50 referrals that each clicks on 4 ads a day you earn \$1 a day (you earn 2 cents if they click 4 ads)

So, as a standard member with 50 referrals your daily earning would be \$1.04 and monthly earnings \$31.20

And that is with only 50 referrals and free membership.

Even if you don't feel like bringing any more referrals and you upgrade to a paid membership, your monthly earnings will jump to \$61.20 because then you earn \$0.01 for you referrals clicks.

Now imagine having 300-400 referrals and having an upgrade membership at a ptc website like Neobux... and what is important here is that there is no limit about the number of ptc sites you can join.

You can build a nice income with the ptc websites. It is all up to you and how well you will follow the steps in this ebook.

## **2) Why you should read this book?**

Because you want to learn how to earn from a couple of dollars per month to a couple of thousand of dollars per month doing one thing that even a child can and that is click on ads.

Ok, before we move on you have to understand another thing: I cannot promise you that you will earn any kind of money and that is not because of the ptc sites or the strategy I'm going to explain to you in the next pages (because these really work and can bring you money), but it is because I can't follow you or make you do the things I'm explaining to you in this book.

The bottom line is your success with ptc sites is 100% your choice.

## **3) What to do before joining a ptc site**

First of all make sure you have an internet browser that can assure you speed and security.

I'm using Google Chrome and this is very good and fast to work with. I recommend you use this when clicking on ads.

If you already have it, it's great; if you don't here's the download link:

<https://www.google.com/intl/en/chrome/browser/#eula>

The second thing you need to do is make sure you have where to withdraw the money from your ptc accounts.

There are 2 payment processors the ptc sites use more commonly: Payza and Paypal.

The sooner you join these 2 the better (unless you already use them). This is because it will take at least a couple of days until your accounts will get approved and ready to use.






How to join Payza?

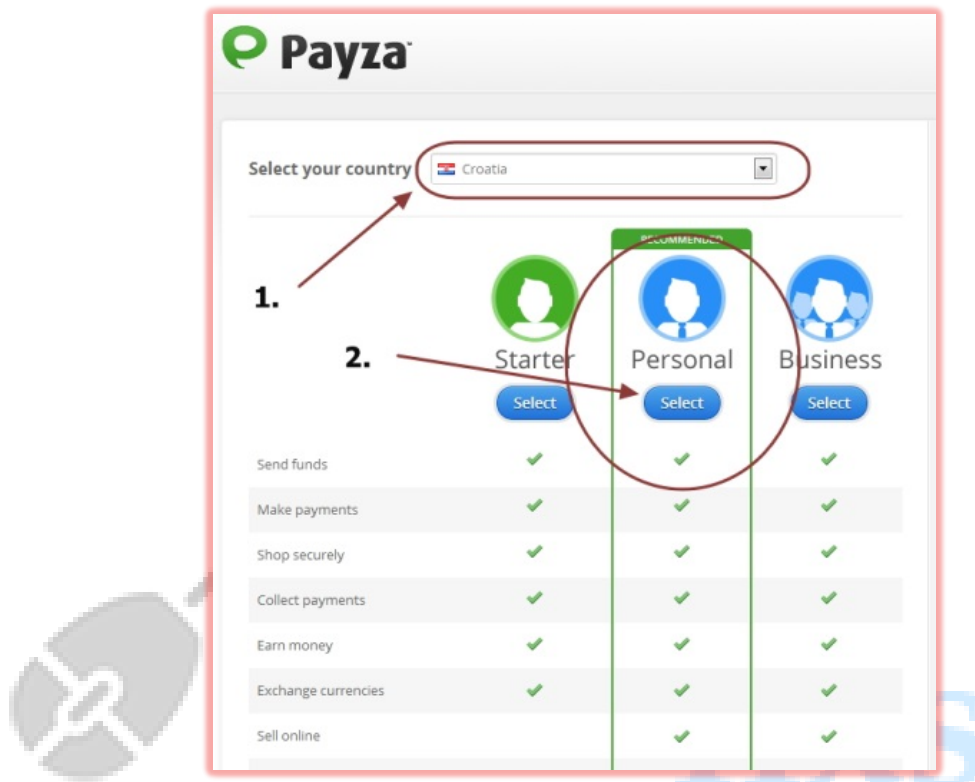
It's free to join. You just go to their website

[www.payza.com](http://www.payza.com)



You should have on your screen something like in the picture above. Click on the highlighted button that says 'SIGN UP NOW'

Then you will get something like:



Choose the country, select the personal type of account and then click on the select button. I suggest personal because of the features more suitable with the ptc websites.

All you have to do then is complete the form in the next page.

# Payza Account Signup - Personal Account

Step 1

Personal Information

Step 2

Account Information

Step 3

Validate Account

## Personal Information

Salutation

-- Choose Salutation --



First Name

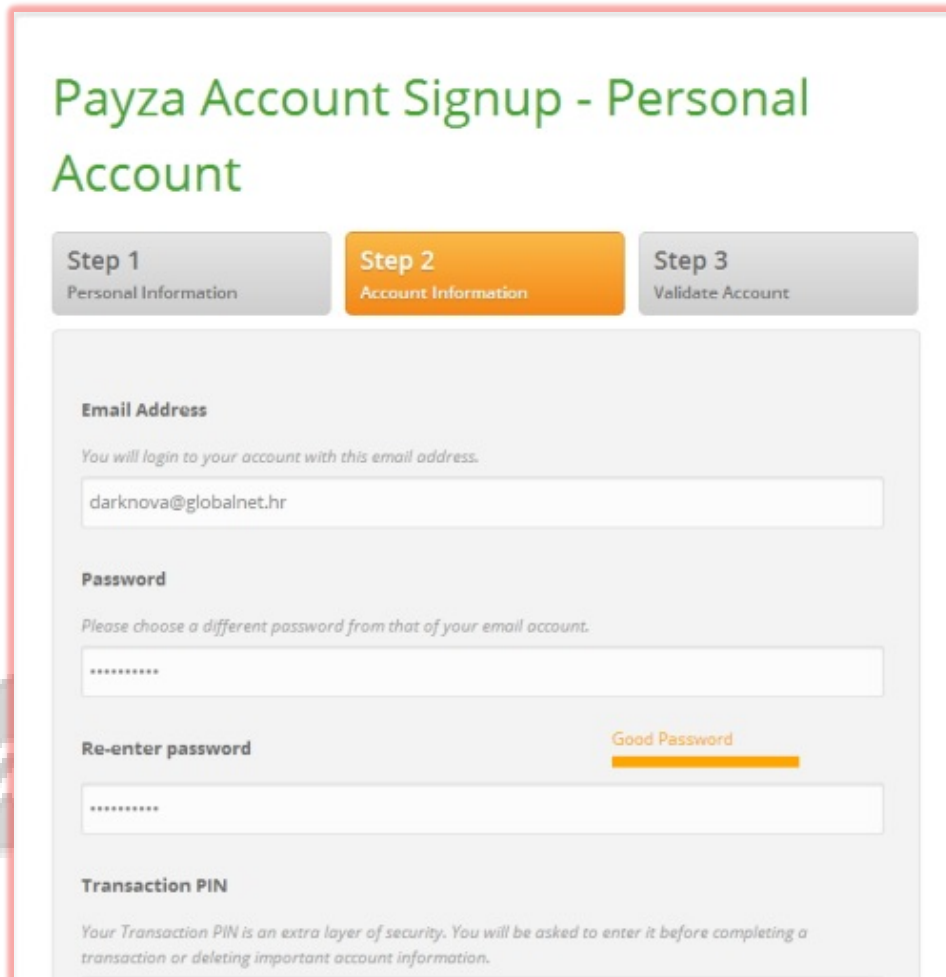
Last Name

Address Line 1

Address Line 2 (optional)

City

The next page will be a form for the login details:



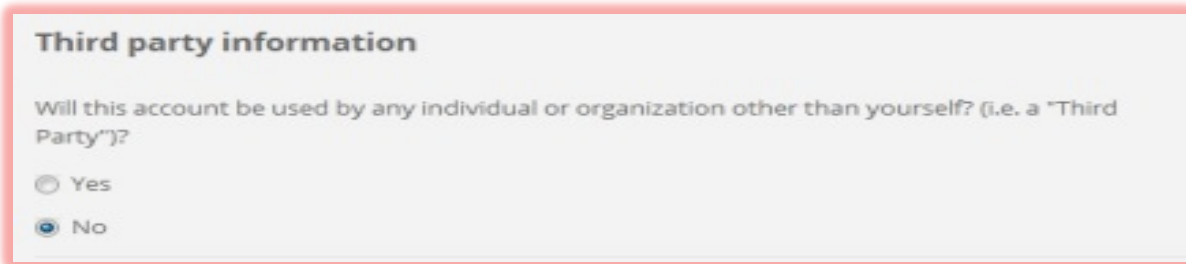
The screenshot shows a web form titled "Payza Account Signup - Personal Account". It is divided into three steps: Step 1 (Personal Information), Step 2 (Account Information), and Step 3 (Validate Account). Step 2 is currently active and highlighted in orange. The form contains the following fields and instructions:

- Email Address:** "You will login to your account with this email address." The input field contains "darknova@globalnet.hr".
- Password:** "Please choose a different password from that of your email account." The input field is masked with "\*\*\*\*\*".
- Re-enter password:** The input field is masked with "\*\*\*\*\*". To the right of the field is a "Good Password" indicator with an orange bar.
- Transaction PIN:** "Your Transaction PIN is an extra layer of security. You will be asked to enter it before completing a transaction or deleting important account information." This field is currently empty.

Here you need to keep in mind these things:

- the PIN number you choose at 3 note it down somewhere because you'll need it when and if you will have issues logging in your account;
- the password you choose make it more difficult to guess (something like: @rft?-thif)

At the second step where asked for third party info. you can check NO.



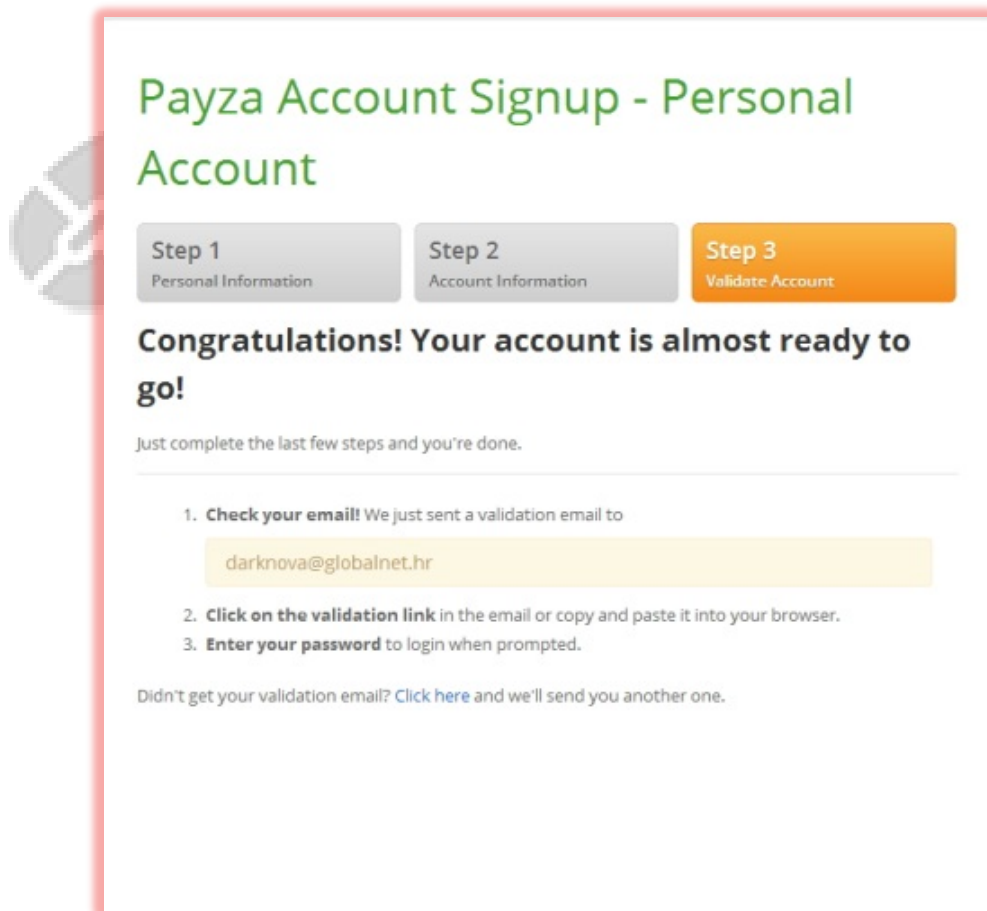
**Third party information**

Will this account be used by any individual or organization other than yourself? (i.e. a "Third Party")?

Yes

No

Now at the step three you will get confirmation of successful signup and notice to check your mail so you can go and validate your email.



## Payza Account Signup - Personal Account

Step 1 Personal Information    Step 2 Account Information    **Step 3 Validate Account**

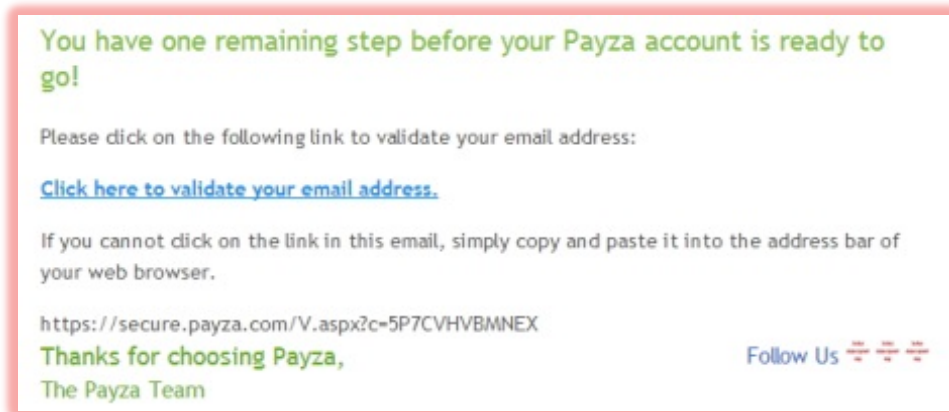
**Congratulations! Your account is almost ready to go!**

Just complete the last few steps and you're done.


- Check your email!** We just sent a validation email to `darknova@globalnet.hr`
- Click on the validation link** in the email or copy and paste it into your browser.
- Enter your password** to login when prompted.

Didn't get your validation email? [Click here](#) and we'll send you another one.

This step is crucial for without it your acc. will never get activated and ready. Just hit the link and your Payza will be activated.



When you get into your account for the first time you need to verify the account to be able to use all the features.



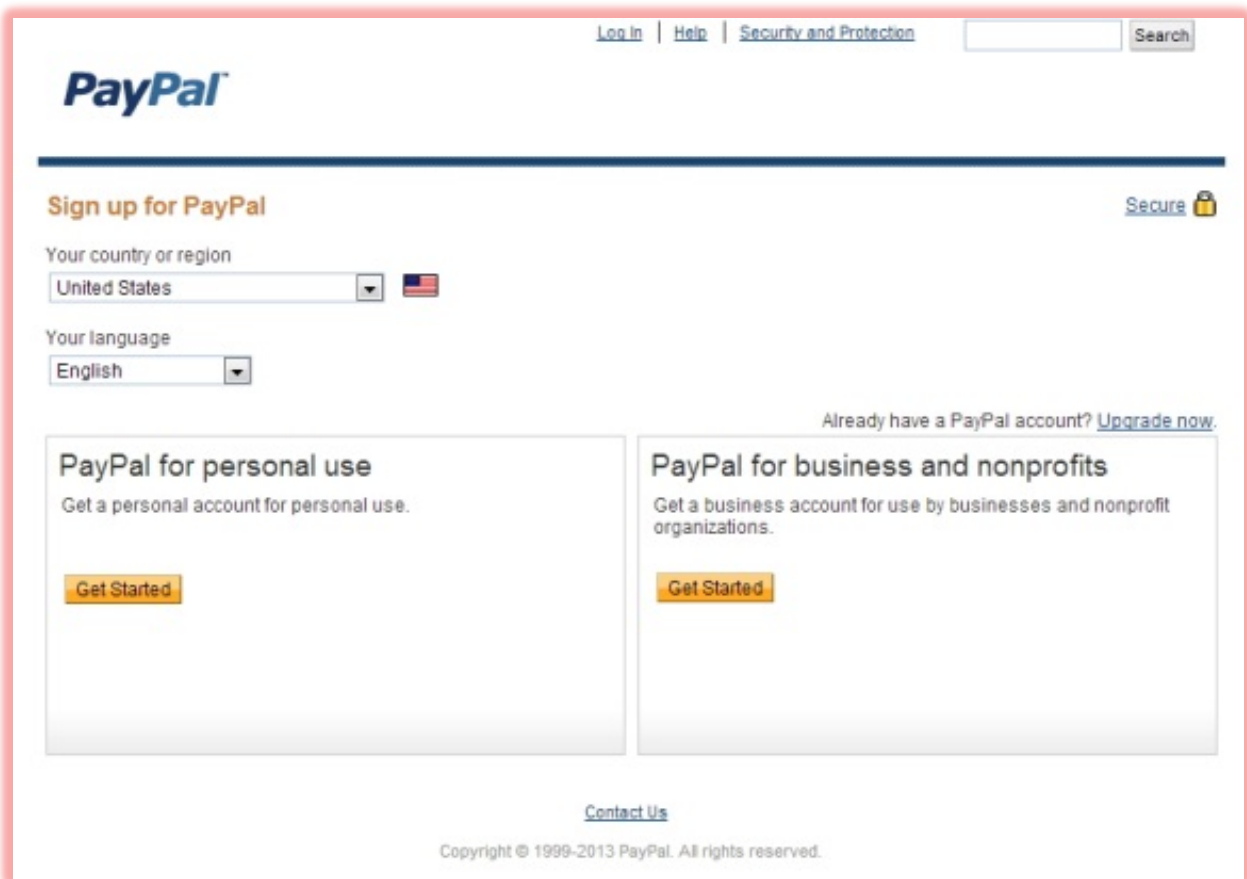
„Account verification is our way to get to know you better. It enhances the security of your Payza account and our network and will allow you to send, deposit and withdraw more money than if your account were unverified.“

„With a verified account, you will also enjoy uninterrupted and faster transactions.“

Now that you have a verified Payza account, let's go to Paypal and register there too.

Click now on the following link to subscribe to paypal:

[Paypal.com](http://Paypal.com)



I recommend you make a PayPal for personal use account from the beginning, because if you don't want to sell through your website anything then you don't need a Business account right now. Hit the "Get Started" button.

Complete the form in the next page and then click on the Agree and Create Account button

**1. Set up your account**

Email address  
You will use this to log in to PayPal

Choose a password

Re-enter password

**2. Enter your information**

Legal first name

Legal last name

Address line 1

Address line 2 (optional)

City  State

ZIP code

Phone [Why is this needed?](#)

Type	Country Code	Phone number
<input type="text" value="Mobile"/>	<input type="text" value="1 (US)"/>	<input type="text"/>

[Add another phone number](#)

**3. Review the agreements**

Yes I have read and agree to the following:

- PayPal's [User Agreement](#), [Privacy Policy](#), and [Acceptable Use Policy](#).
- The [Electronic Communication Delivery Policy](#). I understand that PayPal will provide me with information about my account electronically. I confirm that I can access emails, web pages, and PDF files.



As Payza account, the Paypal account also needs to be verified. Paypal verifies your account by charging your credit card with \$2 and then returning the \$2 in your Paypal balance.

This covers the payment processors. Let's get to the next step!

To make things very easy it's best to register at Roboform.

What is Roboform?

Roboform is a tool that really makes your life easier. This keeps all your passwords that you have used with your accounts, ptc and emails. Imagine having a couple of dozens of accounts and passwords to remember...

You can download it for free from here:

[roboform.com](http://roboform.com)

Once it's downloaded the software needs to be installed on your browser and then each time you will make a new account it will ask you if you want it to memorize the login details.

After it saves the login details all you have to do to access that account you just click on the Roboform account list and it accesses the account automatically without your intervention.

If you don't know how to use the software just go to [roboform website](http://roboform.com) and watch the video tutorial:



Now that we've done all that we had to do before joining a ptc site it's time to get to the serious stuff.

#### **4) How to choose trusted ptc sites that will make you big profits?**

I already built a list with trusted ptc sites that have paid me numerous times, but if you want to join other ptc sites as well to increase even more your income, you will need to analyze them first.

In the next few paragraphs I will present you some of the things you could take in consideration when checking a ptc site and also you will find a couple of sites where you can find real information about scam and trusted ptc.

1. First of all – take a look at the fee they perceive from their advertisers and then compare it to the fee they are paying to the members. If they pay the members more than they ask from their advertisers then the website is not financially sustainable. In other words they don't make a profit from it and it will not last for long, even if you can't seem to find complaints about it, yet.
2. Make a short research on Google with the name of the ptc domain you are verifying followed by the word "scam". If people are complaining about that particular ptc site you will find it in the first result pages for sure.

3. There should always be a forum for the members to discuss their issues. Check if the ptc has a forum and take a close look in the forum. See if there are complaints or issues to be solved and how exactly the admin is answering to those posts. If there aren't complaints of any kind, or bugs or issues to solve then probably the admin is removing the inconvenient posts. A ptc site like that is 80% scam.
4. Go to whois.net and do a search for the ptc's domain. You can find there when the website was registered, where was it registered, what hosting service is using. If it is a free hosting or a free domain or even in a country you've never heard of then it is not a trustworthy ptc site. If the owner is not willing to invest in his business the minimum amount possible then he will not invest in his members either.
5. Take a look at the ads shown in the member area. If the majority of the ads lead to threads in its own forum or to different offers also from its own website then the ptc is not trustworthy. Think about it for a second. Why should someone be happy to pay you to see things you already see in the member area?!... Even if it pays you once, the ptc is not going to last with this kind of profit strategy.

6. The website looks totally unprofessional. Like I said above, if the owner is not willing to invest something in his business it's hard to believe he will invest in his members.
7. You get more than \$0.01/click. If you see something like that then it should ring the bell. For more than \$0.01 per click advertisers could use Adwords for targeted people. If you find a ptc that pays you like \$0.07, I don't recommend wasting your time with it.
8. If the ptc asks you to upgrade in order to receive your payments then it is not trustworthy. Beside the fact that you might pay the money to upgrade and never get the money you earned earlier from clicking, a trusted ptc pays its members even with a standard membership.
9. On the front page the payout is \$2 and in the Terms of Service the payout is \$10.

These are first things you should check before joining a ptc site. It may take a couple of minutes, but it's worth the effort. It's not pleasant at all to work a few days or more and at the end to see it's all a big scam.

Next are listed the websites I told you about. They're useful when verifying ptc sites:

<http://www.ptc-investigation.com>

<http://ptccentral.com/>

<http://www.ptclixs.info>

Also to be sure that the ptc site you have chosen is not a scam check out the scam ptc list (a list with proven scams). This is quite a long list and because it would have increased the number of pages in this book I decided to provide only the link to it:

<http://ptclixs.info/suspect-avoid-ptc-sites/>

This list is updated every month so it's best to check out from time to time to save yourself from unwanted surprises.

## 5) A list with my best ptc sites

To save a lot of time of research for trusted ptc sites this is a list with the best ones at the time I'm writing this ebook.

You have details for each ptc website like click rates, benefits, memberships, advantages and disadvantages...

This is the list:

### Neobux

This is one of the most trusted ptc sites on the internet with over 4 million members registered. The website started the activity in March 2008 and paid every member since then.



What is special about this ptc website is that **payments are processed instantly**, meaning that you request your payment and in 5 seconds, it's in your Payza or Paypal account.

Neobux is officially approved by Paypal, even given a “valuable customer” status by Paypal.

There are 7 types of membership:

**Standard, Golden, Emerald,**

**Sapphire, Platinum, Diamond,**

## Ultimate Membership

Your clicks	Standard	Golden	Emerald Sapphire	Platinum Diamond	Ultimate
Extended Exposure	\$0.015	\$0.020	\$0.020	\$0.020	\$0.020
Standard Exposure	\$0.010	\$0.010	\$0.012	\$0.015	\$0.020
Mini Exposure	\$0.005	\$0.005	\$0.005	\$0.005	\$0.005
Micro Exposure	\$0.001	\$0.001	\$0.001	\$0.001	\$0.001
Fixed Advertisements	\$0.001	\$0.010	\$0.012	\$0.015	\$0.020
Fixed Advertisements	\$0.001	\$0.001	\$0.001	\$0.001	\$0.001

### Minimum Payout:

The minimum amount paid is \$2.00 on the first cashout. This amount will increase by \$1.00 for each cashout until it reaches a fixed minimum amount of \$10.00. From the amount paid, a fee can be deducted depending on the payment processor you use.

You need to **click 4 ads a day** everyday or you will not earn from your referrals.

Go and find out how to make over \$30 per day with NeoBux following this [Neobux Strategy Guide](#)

### [ClixSense.com](#)

ClixSense is online PTC advertising program, where as a free member you can get paid for visiting ads, up to \$0.02 for every website visited as well as for completing tasks and offers, playing games and referring others to the program.





Clixsense is 6 years old and paying PTC site, created by Steven Girsky (old owner) in February, 2007. In May 2010 Clixsense changed ownership and was sold to Jim Grago. ClixSense is well managed and established PTC site, one of the most popular in the PTC world.

ClixSense.com has 2 types of membership:

	STANDARD	PREMIUM
Guaranteed Ads Daily	1	4
Welcome Ad Credits	none	1000
<b>Note:</b> Welcome Ad Credits are given <u>only once</u> when you upgrade to be spent on your advertising.		
<a href="#">ClixGrid</a> Chances	30	60
Minimum Cashout	\$8.00	\$6.00
<a href="#">ClixGrid</a> Timer	10 sec	5 sec
Pay per Click	\$0.001 to \$0.02	\$0.001 to \$0.02
Pay per Referral Click	\$0.0002 to \$0.004	\$0.0004 to \$0.008
Signup Commissions	none	\$0.50 after referral earns \$1.00 on PTC clicks
Upgrade Commissions *	\$2.00 per upgraded direct referral	\$2.00 per upgraded direct referral + \$1.00 per upgrade through 7 more tiers
Sales Commissions (Ad Credits and ClixGrid Purchases)	10% up to \$1.00 per purchase limited at \$50 per referral	10% up to \$2.00 per purchase limited at \$100 per referral
Tasks Commissions	5% per completed task	10% per completed task
<a href="#">Offers</a> Commissions	5% per completed offer	10% per completed offer
Daily Checklist Bonus	5%	12%
Membership Cost	<b>FREE</b>	<b>\$17.00 per Year</b>

Members are paid on time. Payments are send on every Monday and Friday afternoon EST (Eastern Standard Time).

To find out what others have to say about this PTC Programm and to find out tons of other information's on ClixSense.com [follow this link](#).

### [The Bux.net](#)

The Bux is The Best. I really like this site, the Admin has been working real hard to make The-Bux a polished and trustworthy PTC Site. This site already has 30,000+ members and has paid out over \$15,000 to its members, get in early on this one.



The-Bux.net launched on January 2, 2013 and it pays users to click, signup (PTSU), Watch Videos, complete offers, and play the grid game.

You can refer a limited amount of direct referrals based on membership type and you can also rent referrals if you wish.


- Number of Ads Daily: 25+/- ptc ads
- Avg Daily Earning without referrals: \$0.01 +/-

- Cashout Options and Conditions – All payments are instant or manual ( For more information visit Help page or Cashout page ). However for security reasons, account investigation and possible heavy traffic on the server, we can take up to 48 hours ( if it is instant payment ) after your request to make the deposit in your payment processor of choice. All payments made to our users will be made through payment processors. Members who wish to be paid by The Bux need to have an account with one or more of payment processors ( to check full list of payment processors, visit Help page or Cashout page ).
- Inactive Accounts Suspension – After 30 days of inactivity, your account will be permanently suspended.

To find out more about The Bux. net go and [visit this link](#).

[Twickerz.com](http://twickerz.com)

Twickerz has been online and paying for over 2 years without any major problem. The best part about twickerz, they always pays on tišme nad There is no limit to the amount of members you can refer



You can request payment as soon as you reach the minimum amount of \$1.50 for all memberships.

Points – You will receive a certain amount of points for different actions you make on the site. You will be able to convert these points to dollars in your purchase balance. You will earn:

- 10 points for every \$1.00 deposit
- 10 points for every member registered under you
- 1 point for every Ad clicked
- 1 point for every Post On forum
- 1 point for every PTSU completed
- 1 point for every Twickgrid Ad Clicked

They have 8 level membership and it looks like this:

	Free Member	Twickreiz Lv.1	Twickreiz Lv.2	Twickreiz Lv.3	Twickreiz Lv.4	Twickreiz v.5	Diamond	Ultimate
Price	\$0.00	\$10.00	\$20.00	\$100.00	\$300.00	\$500.00	\$700.00	\$900.00
Duration	Lifetime	365 days	365 days	365 days	365 days	365 days	365 days	365 days

To find out more about this site go and [visit this link](#).

### [ProBux.com](#)

ProBux is a PTC site which was launched at the end of August 2012. This PTC promises an innovation which is soo much needed in this industry. So far, proBux is paying its users without major problems.



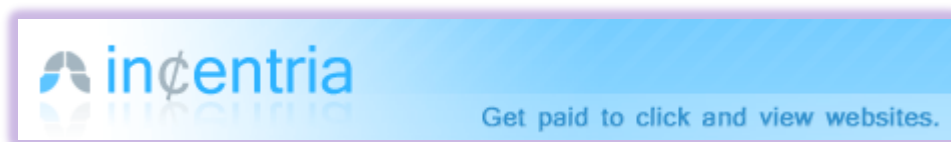
There are 3 types of membership Standard, Golden and Ultimate:

Your clicks	STANDARD	GOLDEN	ULTIMATE
Extended Exposure	\$0.015	\$0.020	\$0.020
Standard Exposure	\$0.010	\$0.010	\$0.020
Mini Exposure	\$0.005	\$0.005	\$0.005
Micro Exposure	\$0.001	\$0.001	\$0.001
Daily Exposure	\$0.001	\$0.001	\$0.001
Fixed Advertisements	\$0.010	\$0.010	\$0.020

If you would like to find out more about ProBux you should go and [follow this link](#).

[Incentria.com](http://Incentria.com)

Incentria is a PTC/GPT site that launched in February, 2008. Users can earn by clicking PTC and by completing offers. Site has been paying without delay.



This PTC program is placed by us among the side of best, elite ptc sites which are reliable cause they pay their members. Incentria has proven to be a stable site, running on a fully customized script and it is managed by an experienced and dedicated owner.

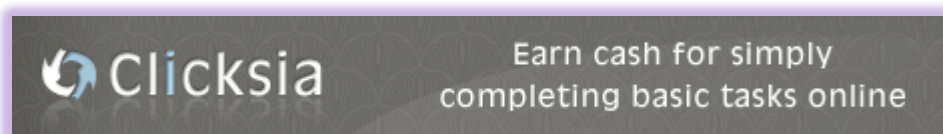
They manually process orders, meaning if you buy something and complete the payment, you will get your order as soon as they process it, this usually takes less than 24 hours

You can request payment as soon as you reach the minimum amount of \$1.00 USD. Payments are via PayPal or Payza depending on your choice and are processed within 7 days.

To find out more about this program [visit this link](#).

### [Clicksia.com](#)

This is “get paid to” program which provides an opportunity for its members to earn certain amount of money by doing a variety of tasks, distinguished between clicking advertisements, completing offers, promoting the website or referring others to the site and earn part of their earnings.



Clicksia has been online and paying since August, 2007. It is a well managed and reliable. We found it to be a safe site to use, a program with which you can earn a little extra money with no hard effort. This is not get rich quick website, however you can earn

some extra money, depending on how well you are able to recruit new members. Your downline can substantially improve your earning potential.

You can request payment as soon as you reach the minimum amount of \$1.00 USD. Payments are via PayPal or Payza depending on your choice and are processed within 7 days.

For programs like Clicksia there is really no need to say anything but go and join free. Now if you wish to know a bit more [visit this link](#).

### [Hits4Pay.com](#)

Hits4pay is an Internet advertising network sharing its advertising revenue with its members. The site has been around since 2001, and it is one of the oldest programs of its kind.

They give a signup bonus to all new members and it is really a fine bonus!

**Go and get your free \$5!**



Although the minimum cashout is fixed at \$25.00 and does not increase after each cashout, for members without referrals, it may take really long time to earn sufficient amount for payment.

- Number of Ads – 2+/-
- Avg Daily Earning without referrals: \$0.04 +/-
- Pay per Referral Click – Members will get credited 1 cent per validated email read by their affiliates up to 2 levels.
- Account Approval Procces – Upon creation of a Hits4Pay Member account, all applicants must be Approved manually by an account representative. Hits4Pay reserves the right to deny any application at any time there has been a violation of our Terms Of Services. Users accounts are manually approved by our staff. Approval process can take up to 24 to 48 hours.
- Inactive Accounts Suspension – Any account inactive (without reading emails) for a period of 6 months or more will be put to inactive status from the system.

To find out more [visit this link](#).

I chose these one because they pay better than many other ptc sites and because they have no complaints about them since I've started to use them.

## 6) How to open ptc accounts?

Let's see how can you register an account with ptc websites.

Ok, let's start with [Neobux](#).

Click on the link above you will have in your browser something like in the following image. Click on the Register button.





Next you should have been directed to this page:

**New registration**

Username:  1.

Password:  2.

Password confirmation:  2.

Email:  3.

Payza/PayPal Email:  4.

Birth Year:  5.

Verification Code:  6.

7.  I declare to have read, understood, and accepted the Terms of Service.

Finally click Continue 8.

**What am I registering for?**  
You're registering for a free account. That account will allow you to earn by viewing advertisements and / or advertise your own website.

**What are the requirements?**  
To receive payments or purchase any of our services, you need to have an account with PayPal, Payza, or NETELLER. You can choose the payment processor that best suits your needs or even choose all three. If you don't have an account with any payment processor you can add it later. Just enter your email address for now.

**I want to learn more before registering.**  
To learn more of how our services work, you can consult the Help, the FAQ, the Terms of Service and even our Forum.

1. Choose an username you plan to use with neobux.
2. Set up a password (as I mentioned at payza try to make it hard to guess and most important never use the same password to more than 1 account!!!)
3. Add an email address you frequently use
4. Add the email address you used with Paypal or the email address you used with payza
5. Birth date
6. Write the verification code
7. Thich the box
8. Click **Continue**

**HINT: Have in mind that the hour at which you register an account at NeoBux will be the time your ads will get reset and you'll have new one's.**

Now you are the happy possessor of a neobux account.

These steps are almost the same with each ptc site in the list I've presented to you.

Here you have again the links to those ptc sites:

[Neobux](#)

[ClixSense](#)

[The Bux](#)

[Twickerz](#)

[ProBux](#)

[Clicksia](#)

[Incentria](#)

[Hits4Pay](#)

Click on the links above and join every one of them. It will not take you more than 20 minutes to do this.

## 7) Earning money with ptc sites

So we joined the ptc sites... Now what?

To be able to earn money every month from ptc sites it's not enough to just open accounts, we have to do several things like: click on the ads, bring referrals, withdraw the money in paypal and payza accounts when we reach the payout.

### a) Start clicking

To earn money you have to click on ads every day – at most of the ptc sites if you do not click on your ads in a day **you will not receive the money from your referrals clicks the next day.**

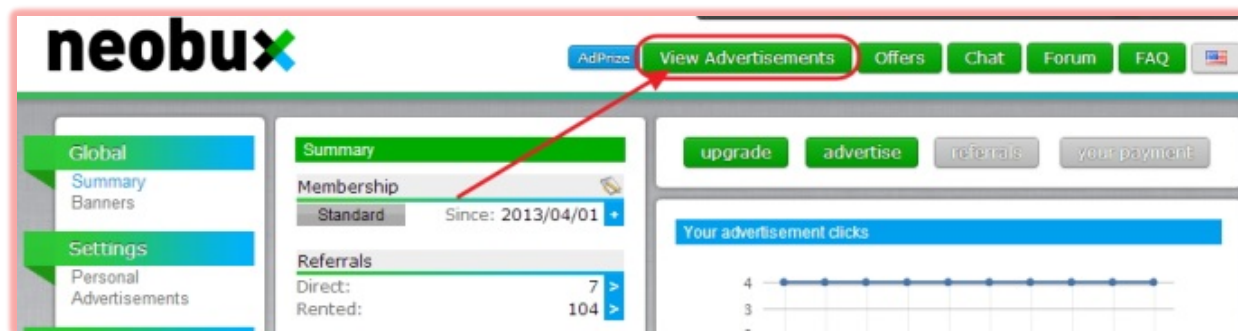
This activity of clicking on ads will take you somewhere between 15 and 30 minutes every day.

The more ptc sites you join the more will expand the time you spend clicking but of course also will the earnings.

Depending on the ptc site and the type of membership you have the number of ads you can click varies from 3 to 30 a day.

Let's take Neobux for example:

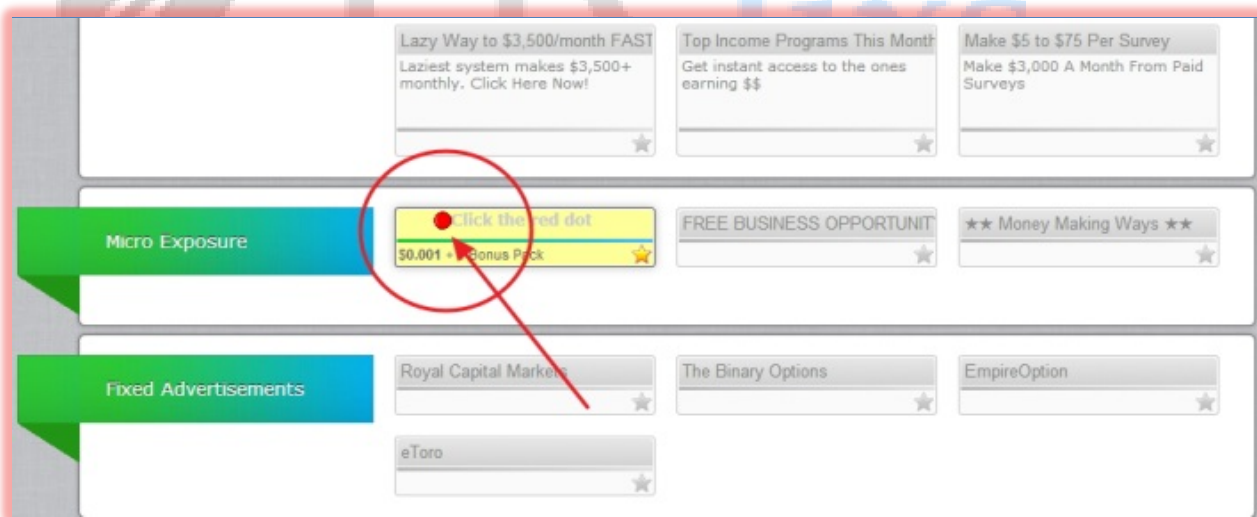
Once you are in your account you have to click on the **View Advertisements** like in the image below:



To view the ads and be credited for them you have to click on the green ads.

The grey ads are the ones that have already been viewed and you cannot access them again.

Once you click on an ad a small red spot will show up and you have to click on that spot to get to see the ad, just like in the following image:



When you click on the red spot a next window or tab will open, something like this:




To be credited for that ad you have to wait from 5 to 60 seconds (this time is calculated by the yellow line I've highlighted with red).

Timer for ads is as followed:

- 5 sec (Micro) = \$0.001
- 15 se (Mini) = \$0.005
- 30 sec (Standard) = \$0.01
- 60 sec (Extended) = \$0.02

Once the seconds are done you will get this image:



The part from the top that I've circled with red it shows you that you have been credited for that ad.

This is kind of everything you have to do with every ptc site. Access the account and start clicking the ads.

Some of the ptc pay you also to read ads and to sign up to other websites.

**Tip:** open as many browser windows as you need and click the ads in different ptc in the same time. This way you will spend less time with clicking and you will have more time to bring referrals to each ptc.

## b) Finding referrals

There are **3 types of referrals**: 2 types you get from the ptc site: rented referrals and bought referrals; the other type is direct referrals and these ones are the one you refer personal to the ptc site.

Without referrals it's hard to see money coming in your paypal or payza accounts. It will take 1 month, 2 months or more to be able to withdraw your money in paypal.

That is why the only way to make serious money and pretty fast is to bring direct referrals to the ptc site you joined.

I'll teach you **4 ways to bring a lot of referrals for every ptc** you need.

1. **The first** is to post comments in the blogs related to the ptc sites or at least with easy online money making techniques. With every comment you can add a link to your ptc site (make sure you don't spam)

How do we find these blogs?

That it's easy! You search them on Google using the words: blog "ptcsites"

This search will show you series of results about ptc sites and other online communities related to this niche and with blogs about this



niche.

All you have to do is take them one at a time and make posts with a referral link on each one of them.

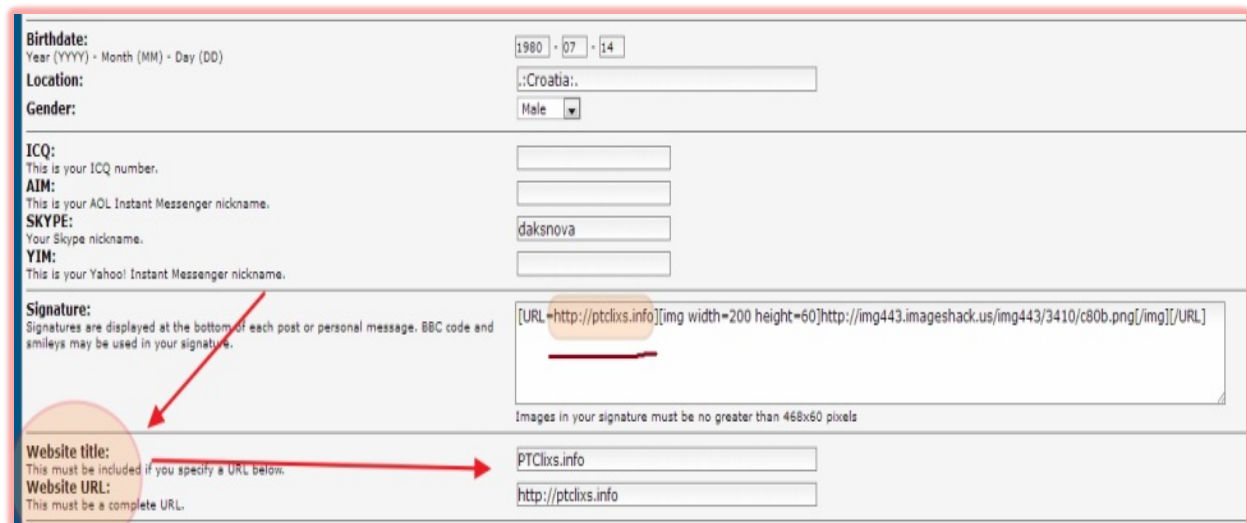
Try to embed the link in useful posts, contribute to those blogs with something before adding the link because, as I mentioned above you must not spam. Your posts will get deleted and your work would be in vain.

2. **The second** method is posting in forums about ptc sites.

To add links in forums you need to set up the signature file and here's how:

Join the forum, enter the account, go to **User Control Panel**, click on the **Profile** button and then **Edit Signature**.

You will get a page like this most of the times:



The screenshot shows a user profile edit form. The 'Signature' field is highlighted with a red circle and a red arrow pointing to it. The signature text is: `[URL=http://ptclixs.info][img width=200 height=60]http://img443.imageshack.us/img443/3410/c80b.png[/img]][/URL]`. Below the signature field, there are fields for 'Website title' (containing 'PTclixs.info') and 'Website URL' (containing 'http://ptclixs.info'). A red arrow points from the 'Website title' field to the 'Website URL' field. A watermark 'PTclixs' is visible in the background.

The highlighted part is the one where you will add your referral url. Just like I have added my website in this signature file, you

will have to add your link.

All you have to replace is the URL with your referral link from the ptc site ( I actually added my Blog /Site link) and then replace the text you wish to be transformed in a link with any phrase you want to use or even the ptc's name. In my case I used my site logo instead.

Here is a list with the forums you can use:

[www.emoneyspace.com](http://www.emoneyspace.com)

[www.talkptc.com](http://www.talkptc.com)

[www.ptctalk.org](http://www.ptctalk.org)

[www.moneymakergroup.com](http://www.moneymakergroup.com)

[www.dreamteammoney.com](http://www.dreamteammoney.com)

You must register an account with everyone and then start posing, after you set up your signature file.

There is one very good feature at emoneyspace.com. They have a tool where you can create quick site [looking like this](#) which you can use then to promote your links while you are working on setting up an real site or blog!

### 3. **The third** method is very easy:

In the above forums you can make deals with the other forum members. This deals consist mostly in exchange of referrals – you give some referrals to the other person at a ptc website and he

gives you referrals to another ptc website; you join a ptc from another member's list and he joins to a ptc in your list.

This method is not that great but if you don't have any other ideas you can get some good referrals this way.

4. This **fourth method** can bring you many referrals to the ptc sites. If you use it the right way you can bring quite a lot of referrals to ptc sites.

This is about using the referrals websites. What are the referrals websites?

Referral websites are the websites that can get you referrals in exchange of some points. These points you can get by viewing the ads of other members from that referral website, buying the points or joining other programs...

Next you have a list of referral programs (which you can join for free) that I use for a while now and work really nice:

[Programrefs.com](http://Programrefs.com)

[Downlinerefs.com](http://Downlinerefs.com)

[Targetrefs.com](http://Targetrefs.com)

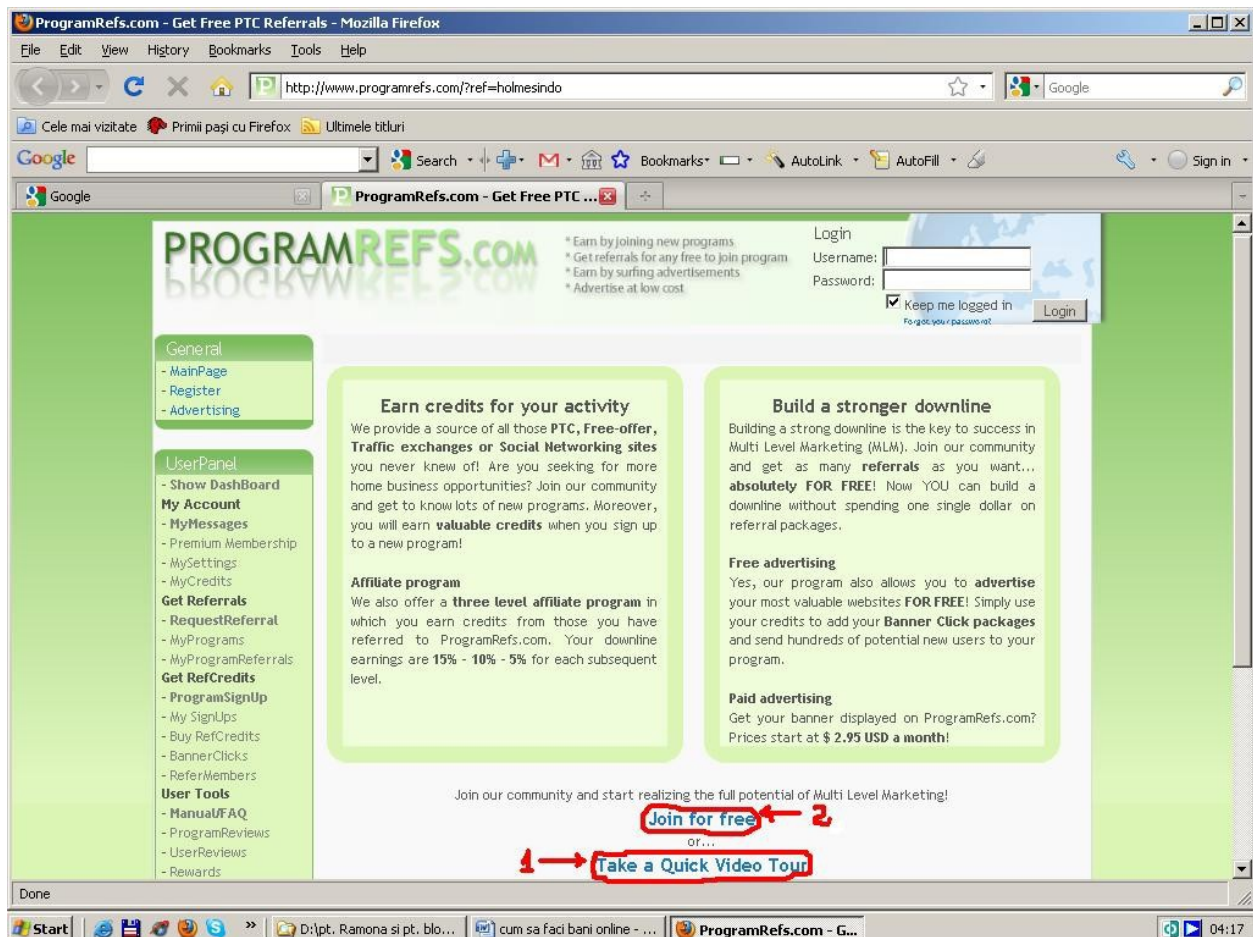
[Simplerefs.com](http://Simplerefs.com)

[Getref.com](http://Getref.com)

All you have to do is click on every link from above and join every one of them.

Let's see how this works with the first website:

Click on the first link and you should see something like:



On the bottom you can see 2 links

- 1) Take a quick vide tour

Click on this link and a video of about 4 minutes wil open and you will see how programrefs.com is actually working.

## 2) Join for free

After you have viewed the video click on the **Join for free** link and you will see something like:

The screenshot shows the registration page for PROGRAMREFS.COM. The page has a green header with the logo and navigation links. A sidebar on the left contains a 'General' menu with 'MainPage', 'Register', and 'Advertising', and a 'UserPanel' menu with 'Show Dashboard', 'My Account', 'My Messages', 'Premium Membership', 'My Settings', 'My Credits', 'Get Referrals', 'Request Referral', 'My Programs', 'My Program Referrals', 'Get RefCredits', 'Program SignUp', 'My SignUps', and 'Buy RefCredits'. The main content area is titled 'Sign-up for a free account' and contains a form with the following fields: Username, Password, Password again, Email, First Name, Last Name, Country (dropdown), and Your local time (Thu 03 : 15). To the right of the form, there is a 'Login' section with Username and Password fields, a 'Keep me logged in' checkbox, and a 'Login' button. Below the login section, there is a 'Refereed by: no referee' section with a checkbox for 'I agree the Terms of Service'. Below that, there is a section for 'Please enter the BLACK symbols:' with a code 'J#3203' and a small input field. At the bottom right, there is a 'SignUp' button. Red arrows and boxes highlight the registration form fields (1), the 'I agree the Terms of Service' checkbox (2), the 'Refereed by: no referee' text (3), the code input field (4), and the 'SignUp' button (5).

Here you have to do the following things:

- 1) Write your personal info and choose a password and an username.
- 2) Read the Terms of Service to avoid any issues with the website
- 3) Check the box at 3
- 4) Write the code at 4
- 5) Click on the Signup button

That is all with the programrefs.com website.

It's kind of the same with the other programs mentioned above.

Join them and start bringing referrals to your ptc sites.

## Cashing out

When you have reached the minimum amount of money you can withdraw it's good to just transfer the money to you paypal/payza account.

There is a button in your ptc account that says Withdraw. Click on it, then choose the payment processor and click Submit.

To those ptc that pay you instant you should see the money in your paypal account, for the others it's according to every ptc terms of service.

### 8) A few tips to avoid problems

- **Always use different passwords** to the ptc sites that you join
- If it happens to have issues with an account don't just go fast in the forum and post it asking the admin to solve the issues asap. It is possible for a member to have had the same problem and already posted it in the forum. If you post the same issue you risk being penalized.
- Always **check the forums of the ptc sites you join**. It's good to be informed every time about the website where you click. If there are unresolved issues this should ring the bell and you should try to get your money before it turns into a scam.

- Always **do the research** I talked about in the chapters above before joining a ptc sites. There's nothing great about working a couple of months and get nothing for it.
- Do not upgrade or buy referrals at suspicious ptc websites
- **Do not buy referrals packages if you haven't yet upgraded** (you will hardly get back your investment)
- **Don't put 100% confidence in these websites**, do tests after tests and try to not invest too much.

## 9) Final words

Even if this guide is not very long, I tried to put in all the things you need to know to make money with ptc sites. For more info you can always go and visit [PTClixs.info](http://PTClixs.info)

The only way to fail doing this is to not act at all, do nothing even if the steps shown here can bring you from a couple of hundreds to a couple of thousands of dollars per month.

It is not a very easy thing to bring referrals but if you really want to make money online and have a better life you need to act now.

Apply everything you have been taught here, don't just let it become another ebook that gets dusty on your hard disk and I promise you will laugh all the way to the bank when you will get the money earned.

This is the end of my mission, I've taught you everything you need

---

to do to be successful with the pt sites, now it is all up to you to start making money on the internet.

Not tomorrow, not today...NOW!





Thank you for reading this guide,

Darko Novak

<http://www.ptclixs.info/best-ptc-sites>

P.S. I would really love to hear about your success story and who knows maybe we can become joint ventures in the future. So, if you have any comment at all on this eBook/Guide you should, please, go and visit my Blog/Site at [www.PTClixs.info](http://www.PTClixs.info) and leave a replay any where it suits you. Or, you can simply eMail us and share with us your opinion and suggestions at [ptclixs@gmail.com](mailto:ptclixs@gmail.com)

**Didn't you understand something?**

**GET TO WORK RIGHT NOW!!!**

